

Digital Parking Permit System

Dear Residents of Grønjordskollegiet

We are pleased to inform you that as of September 1, 2024, we will be transitioning to a new digital parking system through Parkware. This change means that all vehicles must be registered by their owners or users.

If your vehicle is already registered and you are the owner or user, no further action is required

For vehicles registered by residents who are not the owners or users, control fees may be issued starting September 1, 2024. To ensure correct vehicle registration, please contact Parkware before September 1, 2024, to receive a new link for proper registration if there are any vehicles registered without being the owner or user.

Permanent permits will be available for residents, while guest permits may be issued to visitors and guests.

Please note that permanent permits are exclusively for owners or users of vehicles.

The following two options will be available:



Download the Link as a **Web App**



Have the Link in your **E-mail**

Permits

- Each rental unit will be eligible for one permanent permit for the vehicle's owner or user. In the case of a new vehicle or a borrowed vehicle, please contact the administration or Parkware.
- Each household will be entitled to 7 guest permits per month, each valid for 24 hours. Once all guest permits are used, no additional permits will be available until the following month.
- Through the link, you can track how many guest permits have been used.

The rules will take effect on September 1, 2024.

It is the resident's responsibility to ensure that license plates are entered correctly.

For any questions or assistance with the digital permit system, please contact Kollegiefællesskabet v/FA09 or Parkware by phone or email.

Thank you for your understanding and cooperation.

**Best regards,
Kollegiefællesskabet v/FA09 and Parkware**



Download the link as an APP

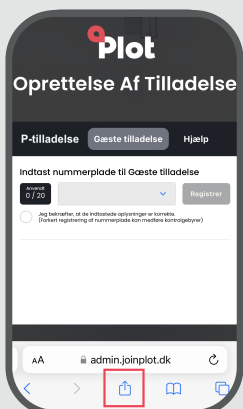


Guide

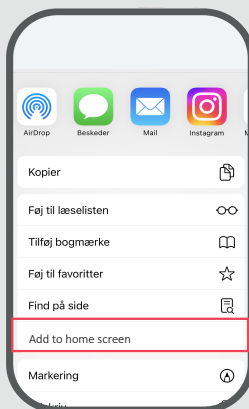
English version



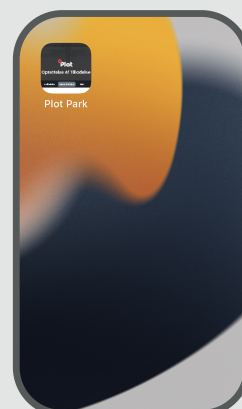
1 Click on the link from your mobile phone



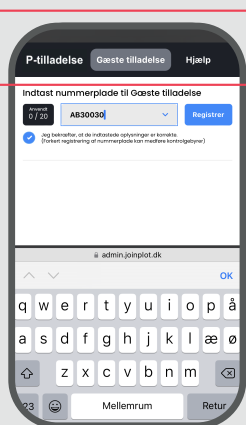
2 Click on this "icon"



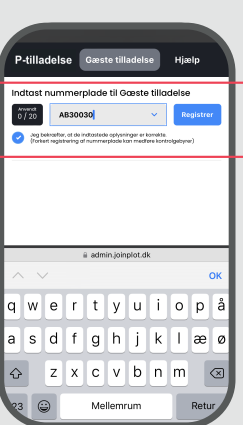
3 Select "Add to Home Screen" 4 Select "Add"



5 Your web app is now saved on your phone



6 Choose whether you want to register a parking permit/guest permit




7 Enter the license plate number that needs a parking permit/guest permit. Accept the terms and select "Register"



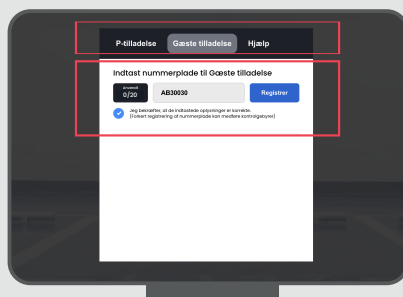
8 You will now see a confirmation that the parking permit/guest permit has been registered.



Keep the link stored in your E-mail



1 Click on the link from your computer



2 Enter the license plate number that needs a parking permit/guest permit. Accept the terms and select "Register"



3 You will now see a confirmation that the parking permit/guest permit has been registered.

